


Summer Reading Ideas



W.W. EVANS & BEAVER-MAIN ELEMENTARY SCHOOLS

This flyer, with many other resources, can also be found
on the library webpages.

WW Evans: <http://bit.ly/Evanslibrary>

Beaver-Main: <http://bit.ly/Beaverlibrary>



Bloomsburg Public Library:

<http://bloomsburgpl.org>

Free library cards for ALL families of
BASD students-- check out their
summer reading programs!

Columbia County Traveling Library

<http://www.cctlibrary.org>

Find the visit schedule at the link
above. Summer reading program and
FREE library cards here, too!

School Resources

Follett Destiny Library Catalog

<https://bloomsd.follettdestiny.com>

World Book

<http://bit.ly/BASDWorldbook>

If you are asked for a user name and password, please use:

UN: bloomwbk, PW: bms1243

School Facebook Pages

W.W. Evans: W. W. Evans Elementary School
Beaver-Main: Beaver-Main Elementary School

E-Books



Epic: <http://getepic.com>

See <http://GetEpic.com/Summer2019> to get 3 months of access to 35,000 books, videos and more for only \$3 (requires a subscription-- price after promotion is \$7.99/month)

Typing Practice

Grades 3-5: Typing Club <https://wwbm.typingclub.com/>
Use your school network username and password to sign in

Grades K-2: Typetastic <https://edu.typetastic.com/>
Use code "red panda" if needed for full access.

Other Reading and Activity Resources

<https://bookopolis.com/> (Grades 3-5): Like GoodReads, but for kids! Use your network login

<https://abookandahug.com/>: Get reading suggestions for your style of reading

<http://www.storylineonline.net/>: See and hear professional actors read picture books

<https://www.storybird.com>: make your OWN books!

<http://www.readingrockets.org/audience/parents> : Reading Rockets Parent Resources

<http://bit.ly/2xG4q9t>: Scholastic Summer Reading Info and Challenge

Online Tools

Your student has been using a number of online tools this year. To allow them to continue using these tools over the summer, you have been provided with a separate list of usernames and passwords for access.

Kindergarten, 1st and 2nd Grades

- **Network user name and password:** please work on helping your student learn these for next school year. It will make using our technology much easier!
- **Google Username and Password:** Students have been using Google Classroom all year. Have them show you what they've done!
- **World Book Username and Password:** Use these to access World Book Online Encyclopedia from home.
- **Kodable Class Code:** On the Kodable website, click "Kid Sign-In" and enter the Class Code listed on the info sheet, then find your student's name to try some coding!
- **Typetastic:** For the Typetastic Kickstart, enter the code "red panda" to access all activities to practice typing skills.
- **iReady:** K & 1 students have a separate login card stapled to the info sheet for iReady. Go to <https://login.i-ready.com/>.

Grades 3-5:

- **Network user name and password:** This info is used to log into our school computers and use Typing Club at <https://webm.typingclub.com>
- **Google Username and Password:** Students have been using Google Classroom all year. Have them show you what they've done! They will also use this info to log into Code.org.
- **World Book Username and Password:** Use these to access World Book Online Encyclopedia from home.
- **iReady:** Go to <https://login.i-ready.com/>.

Finding Right Fit Books

A "right fit" book is a book that your child can enjoy reading on their own. Reading just right books helps your child develop as a reader. To find a book that is just the right fit for your child, try using the five finger test.

Here's how it works: Turn to a page in the middle of the book. As your child reads, hold up a finger for every word he/she doesn't know. Use the following guidelines:

Good choice for your child

2

3

Might need some help, but still a good choice

4

May be too difficult to read and understand. You may need to help

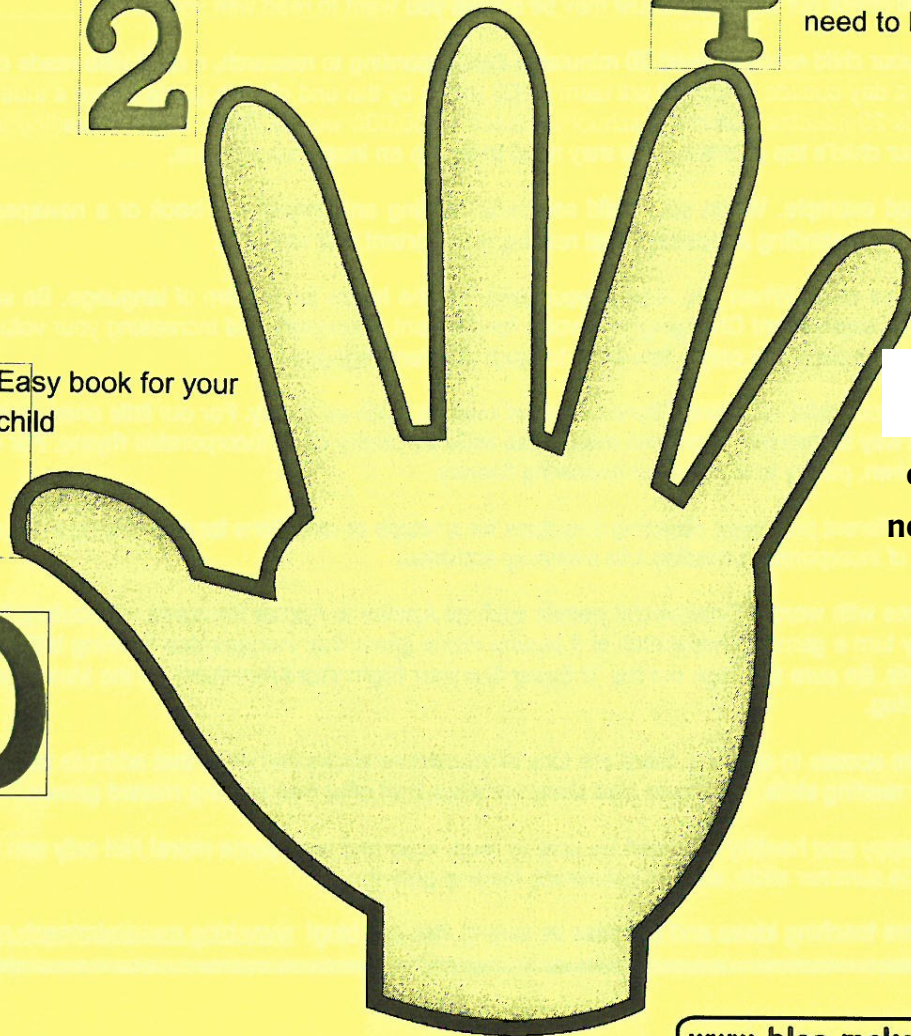
5

1

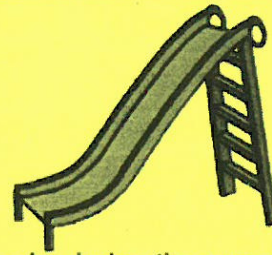
Easy book for your child

0

Probably too difficult for your child to read right now-- this could be a great choice for a read-aloud!



Tips for Preventing the Summer Slide



Studies show that children who do not read or have access to books during the summer lose up to 2 months of reading performance. Those losses accumulate during the elementary school years so that by the time a child enters middle school he/she may be 2 1/2 years behind! All children, whether from low, middle or upper income families, may fall victim to the "summer slide" if not provided with summer reading opportunities. So how do we prevent the summer slide-or even accelerate reading growth? Here are a few ideas:

- 1** Visit your local library! Help your child find "right fit" books. Right fit books are books that are of high interest to your child and are not beyond their reading level. You can use the five finger test to determine if the book is too difficult for your child. Open the book to a page with many words. Have your child begin reading the text. Hold up a finger for each word he/she does not know. If you have 4 or 5 fingers up, the text may be too difficult for your child to read independently. Feel free to still check out the book! It just may be a book you want to read with your child.
- 2** Be sure your child reads at least 20 minutes a day. According to research, a child who reads only 1 minute a day outside of school will learn 8,000 words by the end of sixth grade where a student who reads 20 minutes outside of school will learn 1,800,000 words! That's huge! If reading isn't one of your child's top priorities, you may need to set up an incentive program.
- 3** Set a good example. When your child sees you reading and enjoying a book or a newspaper article, you are sending a message that reading is important and valuable.
- 4** Read to your child. When you read to your child, he/she hears the rhythm of language. Be sure to read with expression! Changing your voice for different characters and increasing your volume during exciting parts are only a few ways to keep children engaged.
- 5** Read with your child -explore different types of reading such as poetry. For our little ones, poetry is a great way to improve phonemic awareness skills as poetry often incorporates rhyme. For our older children, poetry is a means of improving fluency.
- 6** Read for different purposes. Reading directions for a recipe or directions for assembling a toy are fun ways of incorporating reading into everyday activities.
- 7** Play games with words. Commercial games such as Apples to Apples improves vocabulary. You can easily turn a game of hopscotch or 4 square into a game that incorporates learning letters or sight words. Be sure to check out the "8 Super Summer Sight Word Activities" on the Make, Take & Teach blog.
- 8** If you have access to an iPad, there are tons of interactive books and apps that address phonics and early reading skills. There are also many websites that offer free reading related games.

Have a happy and healthy summer! Be sure to read, read and read some more! Not only can we prevent the summer slide, we can accelerate reading growth.



For more teaching ideas and activities be sure to visit our blog! www.blog.maketaketeach.com

Thanks to Mrs. Murphy and Mrs. Casella, Reading Specialists, for sharing!

Bring your completed BINGO card to Mrs. Burrell during the 1st week of school for a free book pick from the BOOK NOOK!

Summer Break READING BINGO

Color in each square as you complete the activity and try to get a BINGO! Can you fill the entire card?

Read for 30 minutes	Read a fiction book	Read a biography	Read a sports book	Read a book recommended by a librarian
Read using a flashlight	Find a word you don't know	Eat a snack while you read	Read in your pajamas	Read a funny book
Make a picture about a book you read	Listen to a book	FREE SPACE	Read for 20 minutes	Read a graphic novel
Read twice in one day	Read one book in a series	Read on a rainy day	Read a book about animals	Read a book that takes place in summer
Read a book recommended by a friend	Read a picture book	Read a poem	Read a nonfiction book	Read outside

capstonepub.com

capstone®